

Kathleen Koviak, Chair  
Katie Godwin, Vice Chair

## AGENDA

**JANUARY 3, 2024 | VIRTUAL MEETING | 3:00 PM**

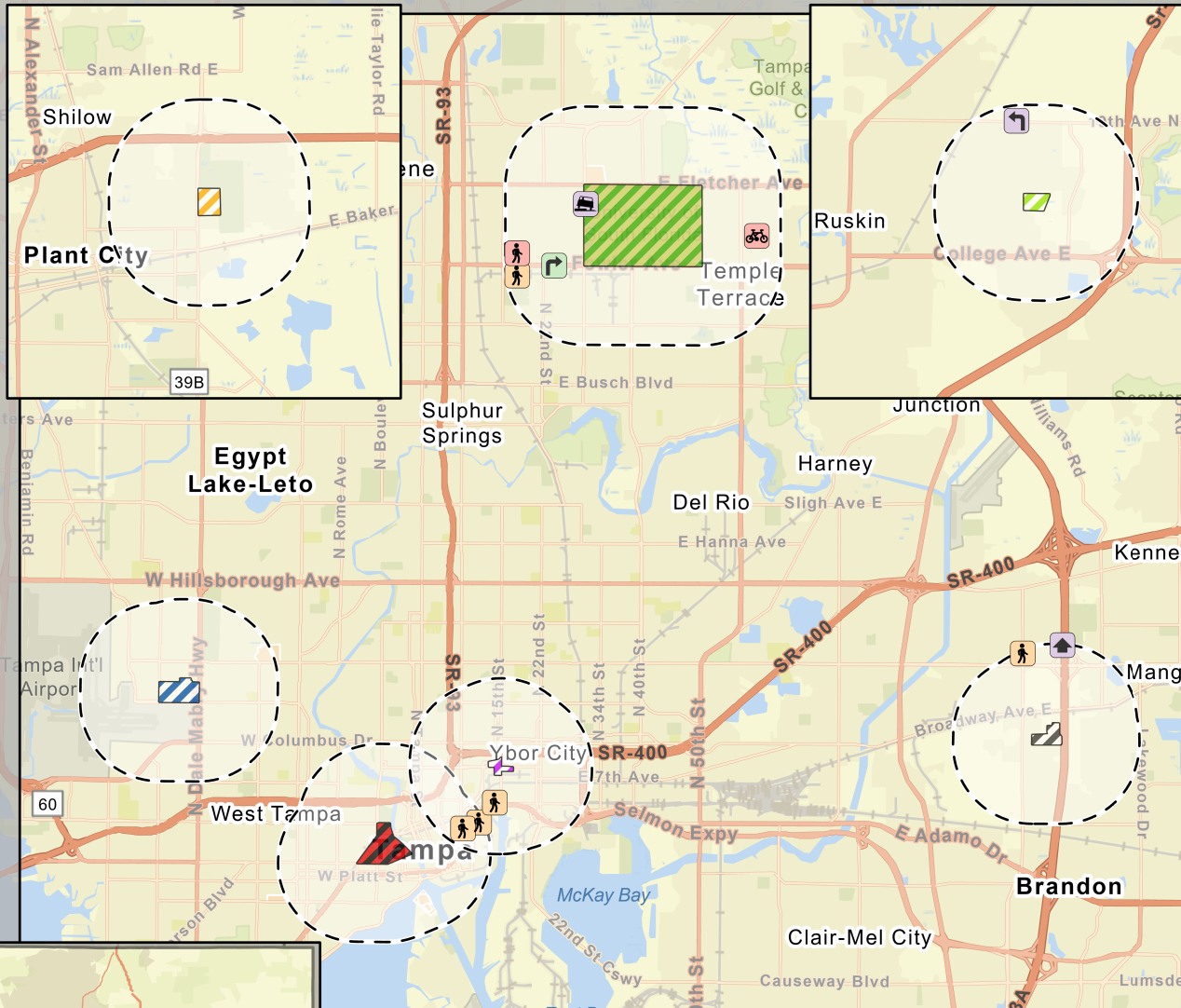
- I. Welcome and Introductions**
  - Review and Approval of December 2023 Minutes
- II. Business Updates – Problem Identification/Follow Up**
- III. Calendar Updates/Activity Reports**
  - Law Enforcement Activity
  - Bicycle/Pedestrian Reports
- IV. Fatal Crash Maps**
- V. Open Forum | Announcements**

Please be advised that **ALL** local agencies intending to submit project applications for federal safety funding under the Highway Safety Improvement Program will be required to attend at least four CTST meetings per year and present the concept for each project at one CTST meeting prior to the application deadline of December. Project presentation arrangements should be made prior to the meeting by contacting Community Traffic Safety Team Program Manager, Eric Henry at (813) 975-6497 or [Eric.Henry@dot.state.fl.us](mailto:Eric.Henry@dot.state.fl.us). Thank you!

**NEXT MEETING: FEBRUARY 7<sup>TH</sup>, 2024, 3:00PM – IN-PERSON MEETING**  
*LOCATION IS TBD*

# Hillsborough County

## 2023 Fatal Crashes near College Campuses



**Crash Type**

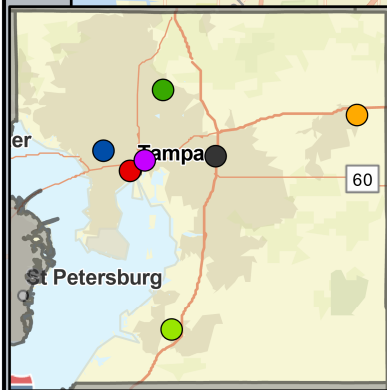
- Animal
- Backed Into
- Bicycle
- Head On
- Left Turn
- Run-off Road
- Other
- Parked Vehicle
- Pedestrian
- Rear End
- Right Angle
- Right/Through
- Rollover
- Sideswipe
- Single Vehicle
- Unknown

**Mode of Travel**

- Bicycle
- Moped
- Motorcycle
- Pedestrian
- Vehicle

**College Campus Legend**

- University of South Florida
- University of Tampa
- Hillsborough Community College - Brandon Campus
- Hillsborough Community College - Dale Mabry Campus
- Hillsborough Community College - Plant City Campus
- Hillsborough Community College - Southshore Campus
- Hillsborough Community College - Ybor City Campus
- College Campus - 1 Mile Buffer




| College Campus   | Fatal Crashes |
|--|---------------|
| University of South Florida                            | 5             |
| University of Tampa                                    | 2             |
| Hillsborough Community College - Brandon Campus        | 2             |
| Hillsborough Community College - Dale Mabry Campus     | 0             |
| Hillsborough Community College - Plant City Campus     | 0             |
| Hillsborough Community College - Southshore Campus     | 1             |
| Hillsborough Community College - Ybor City Campus      | 3             |
| Total (Two crashes located inside two Campus buffers.) | 13            |

Fatal crashes are those that occurred within a 1 mile proximity to a college campus.

### Fatal Crashes by Month

|      | Jan | Feb | Mar | Apr | May | Jun | Jul | Aug | Sep | Oct | Nov | Dec | Total |
|------|-----|-----|-----|-----|-----|-----|-----|-----|-----|-----|-----|-----|-------|
| 2022 | 1   | 1   | 2   | 0   | 0   | 0   | 1   | 3   | 3   | 1   | 1   | 1   | 14    |
| 2023 | 0   | 0   | 3   | 0   | 2   | 0   | 2   | 1   | 2   | 1   |     |     | 11    |

There are currently 11 fatal crashes through 10/22/2023; same time period in 2022 there were 12 fatal crashes.



Crash Data Source: Signal 4 Analytics. Map Created 12/22/2023. Fatal Crashes preliminary from 1/1/2023 through 10/22/2023.