



# AGENDA

**FEBRUARY 28, 2024 | VIRTUAL | 9:30 AM**

We need the participation and support of each agency and individual to meet our goal of reducing the number and severity of traffic crashes in Hillsborough County.

## **I. Welcome and Introductions**

Approval of January 2024 Minutes

## **II. Business Updates**

Pedestrian/Bicycle/Motorcycle Safety Updates

Education

Enforcement / Crash Statistics

Engineering

School Transportation Items

HSIP Updates

Vision Zero

## **III. Calendar Updates/Activity Reports**

## **IV. Open Forum/Announcements**

University of Florida's Signal Four Analytics (S4) Database presentation – Lori Palaio, JMT

Safe Streets for All (SS4A) Award Winning grant presentation – Vik Bhide, City of Tampa

SS4A Grant update – Melissa Shepherd, JMT

## **V. Adjourn**

Please be advised that **ALL** local agencies intending to submit project applications for federal safety funding under the Highway Safety Improvement Program will be required to attend at least four CTST meetings per year and present the concept for each project at one CTST meeting prior to the application deadline of December. Project presentation arrangements should be made prior to the meeting by contacting Community Traffic Safety Team Program Manager, Eric Henry at (813) 975-6497 or [Eric.Henry@dot.state.fl.us](mailto:Eric.Henry@dot.state.fl.us). Thank you!

**NEXT MEETING: MARCH 27, 2024, 9:30AM – IN-PERSON MEETING**

LOCATION: FDOT DISTRICT 7 HEADQUARTERS

11201 NORTH MCKINLEY DRIVE, TAMPA, FL

# Hillsborough County

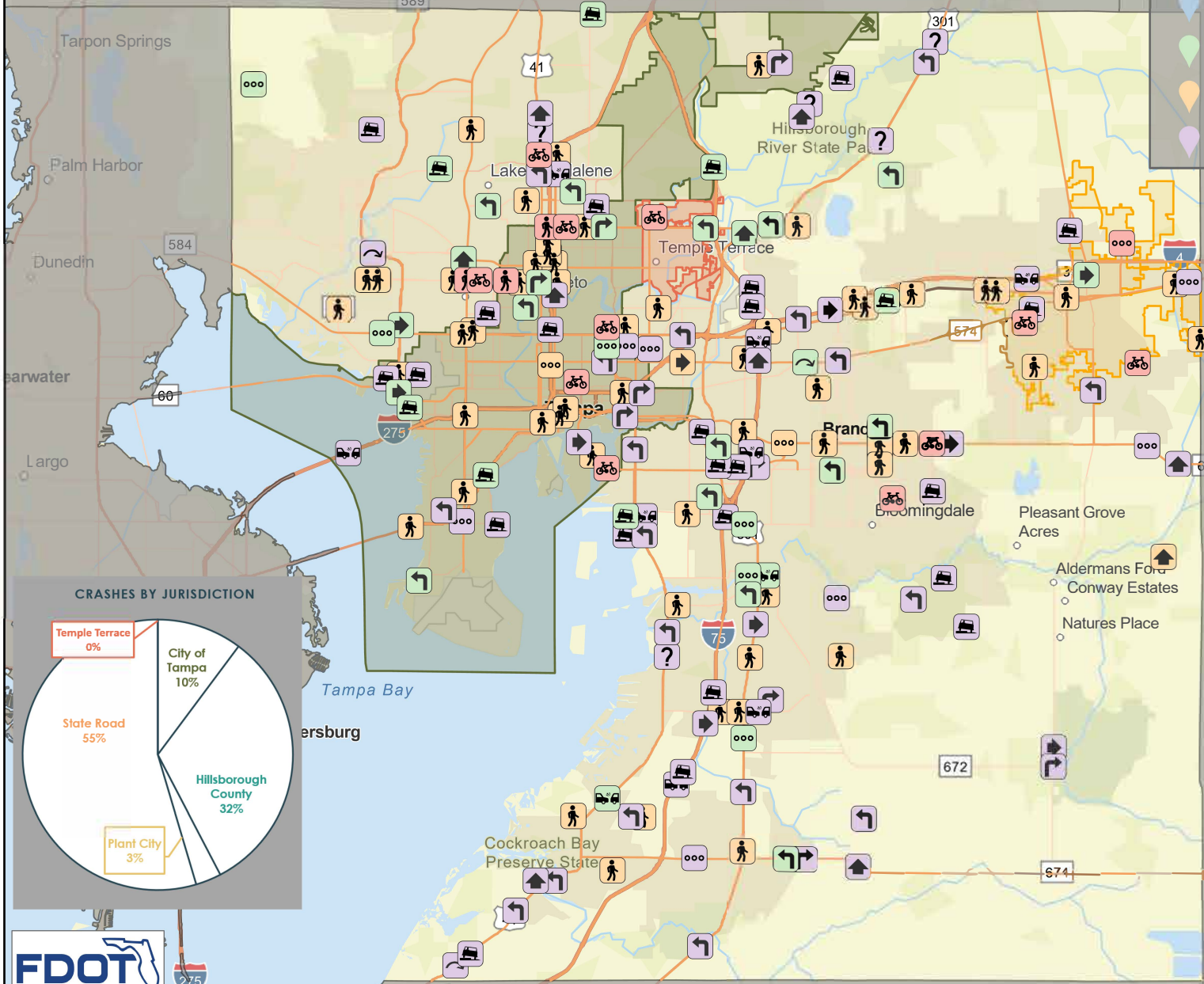
## 2024 Fatal Crashes

### Road User

- Bicyclist
- Moped Operator
- Motorcyclist
- Pedestrian
- Vehicle Operator

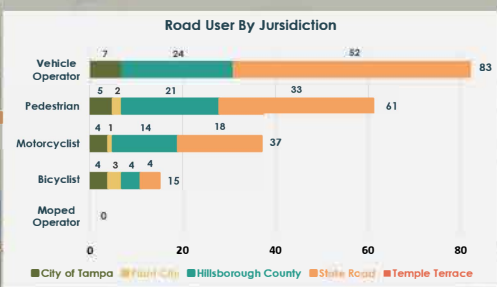
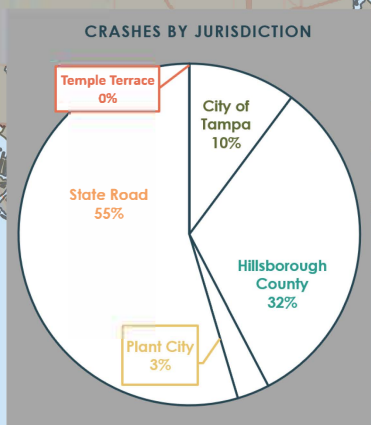
### Crash Type

- Animal
- Backed Into
- Bicycle
- Head On
- Left Turn
- Run-off Road
- Other
- Parked Vehicle
- Pedestrian
- Rear End
- Right Angle
- Right/Through
- Rollover
- Sideswipe
- Single Vehicle
- Unknown



### Crash Type

Crash Type	Number of Crashes	Percentage
Rollover	3	1.5%
Unknown	5	2.6%
Right Angle	9	4.6%
Sideswipe	10	5.1%
Head On	10	5.1%
Bicycle	11	5.6%
Rear End	11	5.6%
Other	16	8.2%
Run-off Road	30	15.3%
Left Turn	31	15.8%
Pedestrian	60	30.6%
<b>Total</b>	<b>196</b>	



### Fatal Crashes by Month

	Jan	Feb	Mar	Apr	May	Jun	Jul	Aug	Sep	Oct	Nov	Dec	Total
2022	22	22	19	15	16	13	12	24	20	17	24	16	220
2023	19	21	17	14	15	13	15	18	18	21	15	10	196

There are currently 196 fatal crashes through 12/14/2023; over the same time period in 2022 there were 220 fatal crashes.

Crash Data Source: Signal 4 Analytics. Map Created 2/16/2024. Fatal Crashes preliminary from 1/1/2023 through 12/14/2023.