



AGENDA

MAY 22, 2024 | VIRTUAL | 9:30 AM

We need the participation and support of each agency and individual to meet our goal of reducing the number and severity of traffic crashes in Hillsborough County.

I. Welcome and Introductions

Approval of April 2024 Minutes

II. Business Updates

Pedestrian/Bicycle/Motorcycle Safety Updates

Education

Enforcement / Crash Statistics

Engineering

School Transportation Items

HSIP Updates

Vision Zero

III. Calendar Updates/Activity Reports

IV. Open Forum/Announcements

SS4A Grant update – Melissa Shepherd, JMT

Reminder: At the in-person June meeting, we will vote for new interim Chair of the CTST.

V. Adjourn

Please be advised that **ALL** local agencies intending to submit project applications for federal safety funding under the Highway Safety Improvement Program will be required to attend at least four CTST meetings per year and present the concept for each project at one CTST meeting prior to the application deadline of December. Project presentation arrangements should be made prior to the meeting by contacting Community Traffic Safety Team Program Manager, Eric Henry at (813) 975-6497 or Eric.Henry@dot.state.fl.us. Thank you!

NEXT MEETING: JUNE 26, 2024, 9:30 AM – IN-PERSON MEETING
LOCATION IS TBD

Hillsborough County

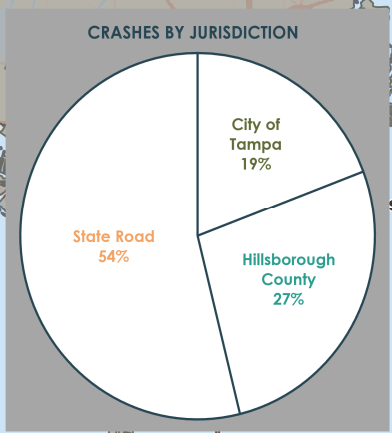
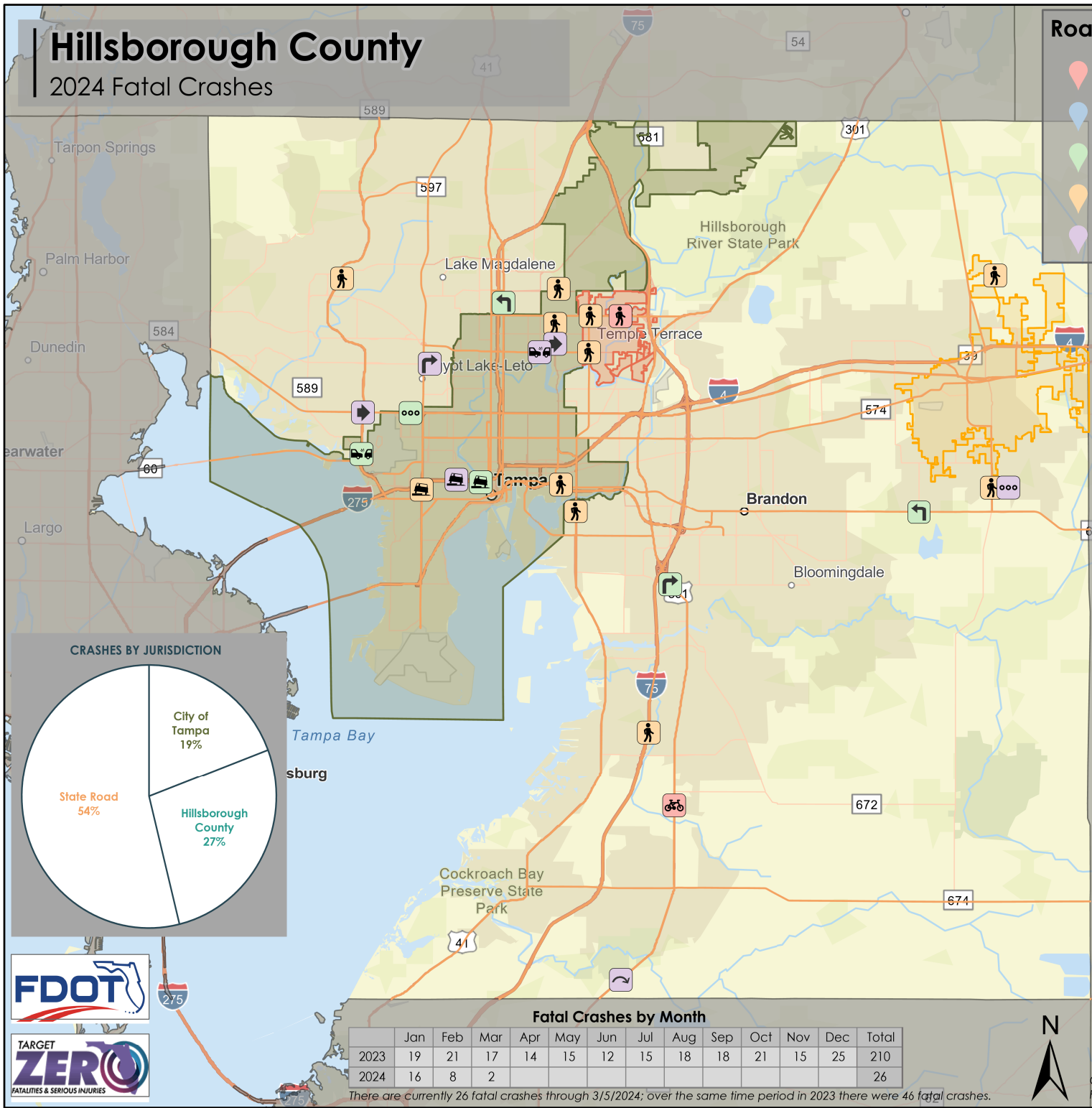
2024 Fatal Crashes

Road User

- Bicyclist
- Moped Operator
- Motorcyclist
- Pedestrian
- Vehicle Operator

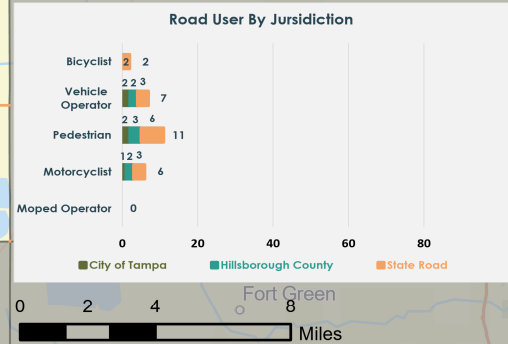
Crash Type

- Animal
- Backed Into
- Bicycle
- Head On
- Left Turn
- Run-off Road
- Other
- Parked Vehicle
- Pedestrian
- Rear End
- Right Angle
- Right/Through
- Rollover
- Sideswipe
- Single Vehicle
- Unknown



Crash Type

| Crash Type | Number of Crashes | Percentage |
|--------------|-------------------|------------|
| Rollover | 1 | 3.8% |
| Bicycle | 1 | 3.8% |
| Right Angle | 2 | 7.7% |
| Sideswipe | 2 | 7.7% |
| Left Turn | 2 | 7.7% |
| Rear End | 2 | 7.7% |
| Other | 2 | 7.7% |
| Run-off Road | 3 | 11.5% |
| Pedestrian | 11 | 42.4% |
| Total | 26 | |



Fatal Crashes by Month

| | Jan | Feb | Mar | Apr | May | Jun | Jul | Aug | Sep | Oct | Nov | Dec | Total |
|------|-----|-----|-----|-----|-----|-----|-----|-----|-----|-----|-----|-----|-------|
| 2023 | 19 | 21 | 17 | 14 | 15 | 12 | 15 | 18 | 18 | 21 | 15 | 25 | 210 |
| 2024 | 16 | 8 | 2 | | | | | | | | | | 26 |

There are currently 26 fatal crashes through 3/5/2024; over the same time period in 2023 there were 46 fatal crashes.

Crash Data Source: Signal 4 Analytics. Map Created 5/10/2024. Fatal Crashes preliminary from 1/1/2024 through 3/5/2024.