



# AGENDA

**JUNE 26, 2024 | IN-PERSON | 9:30 AM**

FDOT DISTRICT 7 HEADQUARTERS,  
11201 NORTH MCKINLEY DRIVE, TAMPA, FL

We need the participation and support of each agency and individual to meet our goal of reducing the number and severity of traffic crashes in Hillsborough County.

## **I. Welcome and Introductions**

Approval of May 2024 Minutes

## **II. Business Updates**

Pedestrian/Bicycle/Motorcycle Safety Updates

Education

Enforcement / Crash Statistics

Engineering

School Transportation Items

HSIP Updates

Vision Zero

## **III. Calendar Updates/Activity Reports**

## **IV. Open Forum/Announcements**

SS4A Grant update – Melissa Shepherd, JMT

Vote for New Interim Chair of CTST

## **V. Adjourn**

Please be advised that **ALL** local agencies intending to submit project applications for federal safety funding under the Highway Safety Improvement Program will be required to attend at least four CTST meetings per year and present the concept for each project at one CTST meeting prior to the application deadline of December. Project presentation arrangements should be made prior to the meeting by contacting Community Traffic Safety Team Program Manager, Eric Henry at (813) 975-6497 or [Eric.Henry@dot.state.fl.us](mailto:Eric.Henry@dot.state.fl.us). Thank you!

**NEXT MEETING: JULY 24, 2024, 9:30 AM - VIRTUAL MEETING**

# Hillsborough County

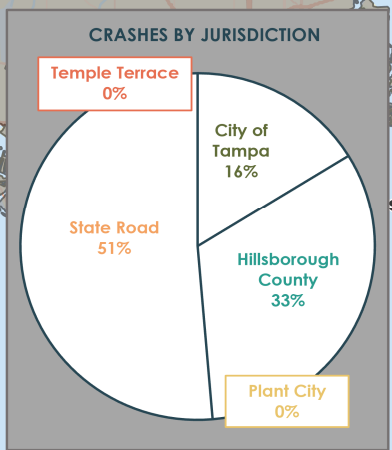
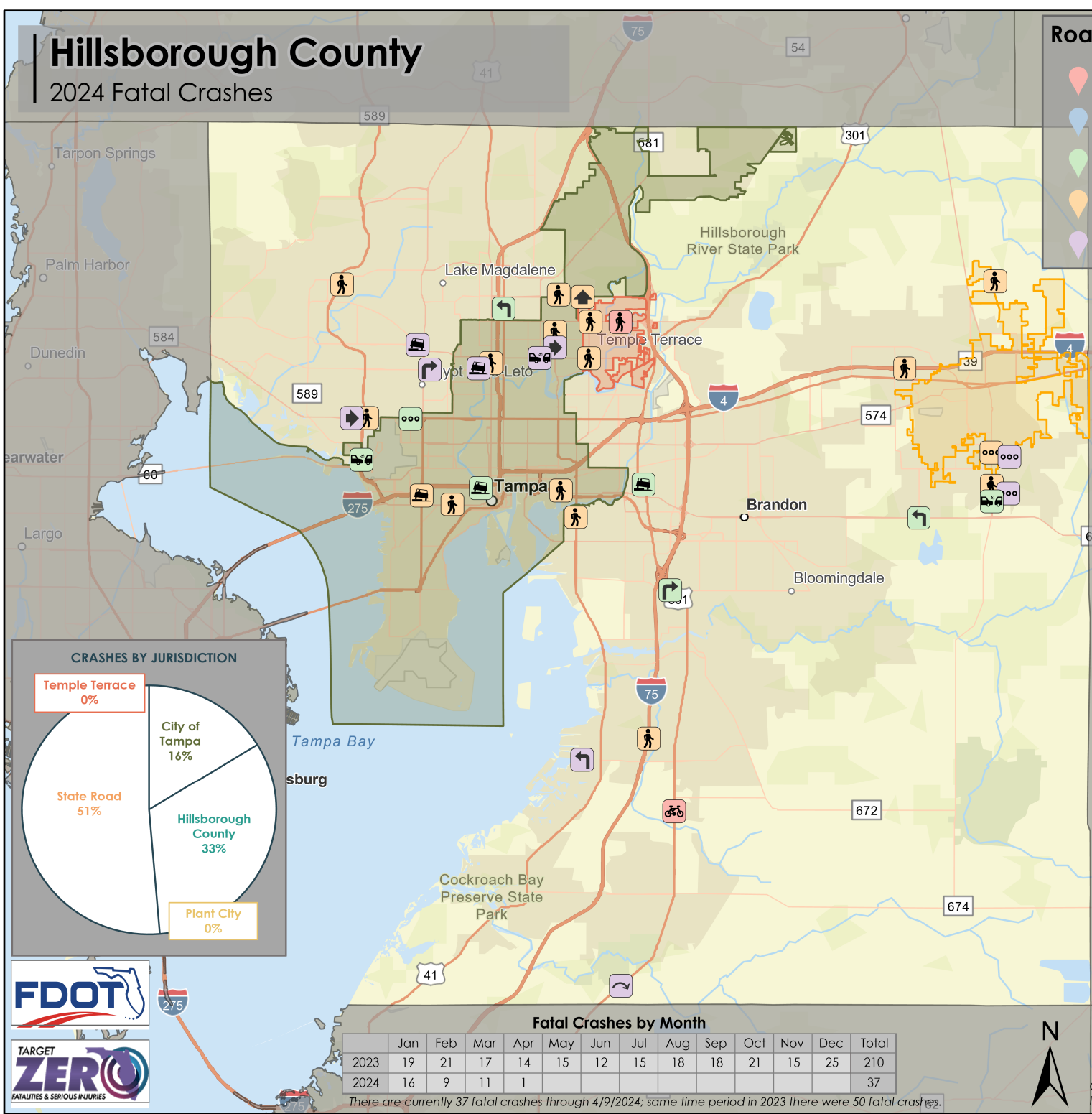
## 2024 Fatal Crashes

### Road User

- Bicyclist
- Moped Operator
- Motorcyclist
- Pedestrian
- Vehicle Operator

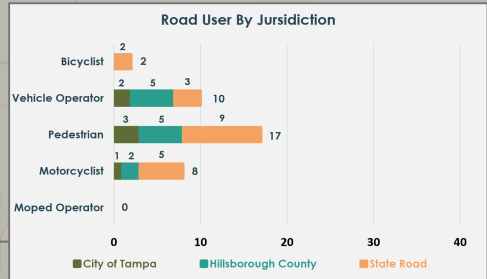
### Crash Type

- Animal
- Backed Into
- Bicycle
- Head On
- Left Turn
- Run-off Road
- Other
- Parked Vehicle
- Pedestrian
- Rear End
- Right Angle
- Right/Through
- Rollover
- Sideswipe
- Single Vehicle
- Unknown



### Crash Type

Crash Type	Number of Crashes	Percentage
Rollover	1	2.7%
Head On	1	2.7%
Bicycle	1	2.7%
Right Angle	2	5.4%
Sideswipe	2	5.4%
Left Turn	3	8.1%
Rear End	3	8.1%
Other	4	10.8%
Run-off Road	5	13.5%
Pedestrian	15	40.6%
<b>Total</b>	<b>37</b>	<b>100.0%</b>



### Fatal Crashes by Month

	Jan	Feb	Mar	Apr	May	Jun	Jul	Aug	Sep	Oct	Nov	Dec	Total
2023	19	21	17	14	15	12	15	18	18	21	15	25	210
2024	16	9	11	1									37

There are currently 37 fatal crashes through 4/9/2024; same time period in 2023 there were 50 fatal crashes.

Crash Data Source: Signal 4 Analytics. Map Created 6/18/2024. Fatal Crashes preliminary from 1/1/2024 through 4/9/2024.