



AGENDA

AUGUST 28, 2024 | VIRTUAL | 9:30 AM

We need the participation and support of each agency and individual to meet our goal of reducing the number and severity of traffic crashes in Hillsborough County.

I. Welcome and Introductions

Approval of July 2024 Minutes

II. Business Updates

Pedestrian/Bicycle/Motorcycle Safety Updates

Education

Enforcement / Crash Statistics

Engineering

School Transportation Items

HSIP Updates

Vision Zero

III. Calendar Updates/Activity Reports

IV. Open Forum/Announcements

V. Adjourn

Please be advised that **ALL** local agencies intending to submit project applications for federal safety funding under the Highway Safety Improvement Program will be required to attend at least four CTST meetings per year and present the concept for each project at one CTST meeting prior to the application deadline of December. Project presentation arrangements should be made prior to the meeting by contacting Community Traffic Safety Team Program Manager, Eric Henry at (813) 975-6497 or Eric.Henry@dot.state.fl.us. Thank you!

UPCOMING MEETING SCHEDULE:

- SEPTEMBER 12, 2024, 9 AM – MEGA CTST MEETING (NO HILLS. CTST MEETING)
- OCTOBER 23, 2024, 9:30 AM – IN-PERSON MEETING (LOCATION TBD)

Hillsborough County

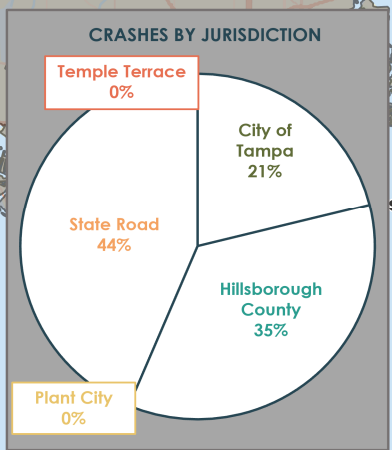
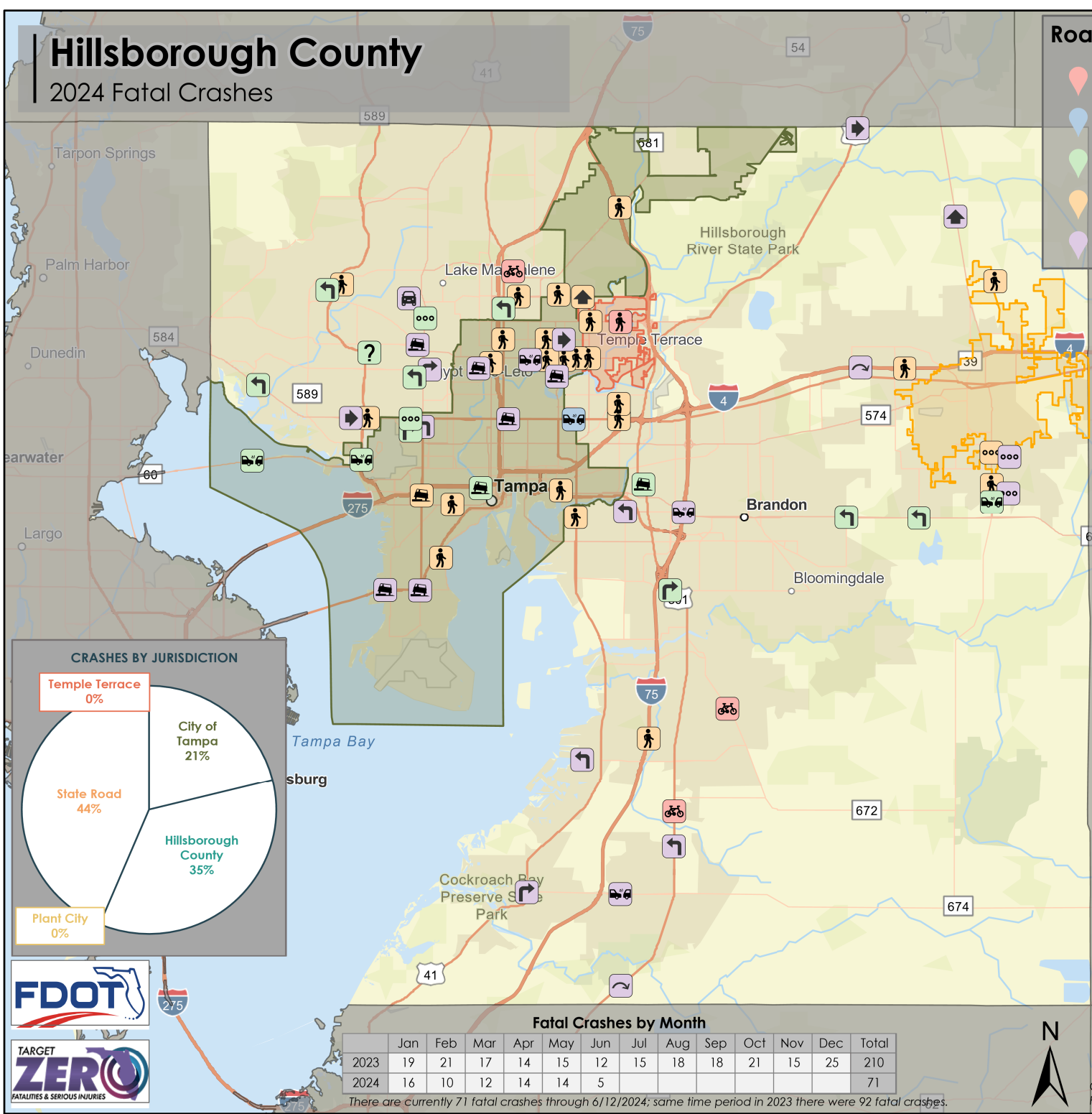
2024 Fatal Crashes

Road User

- Bicyclist
- Moped Operator
- Motorcyclist
- Pedestrian
- Vehicle Operator

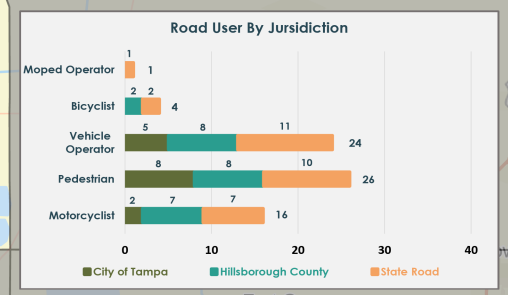
Crash Type

- Animal
- Backed Into
- Bicycle
- Head On
- Left Turn
- Run-off Road
- Other
- Parked Vehicle
- Pedestrian
- Rear End
- Right Angle
- Right/Through
- Rollover
- Sideswipe
- Single Vehicle
- Unknown



Crash Type

Crash Type	Number of Crashes	Percentage
Unknown	1	1.4%
Single Vehicle	1	1.4%
Rollover	2	2.8%
Head On	2	2.8%
Bicycle	3	4.2%
Sideswipe	3	4.2%
Right Angle	4	5.6%
Other	5	7.0%
Rear End	7	9.9%
Run-off Road	9	12.7%
Left Turn	10	14.1%
Pedestrian	24	33.9%
Total	71	100%



Fatal Crashes by Month

	Jan	Feb	Mar	Apr	May	Jun	Jul	Aug	Sep	Oct	Nov	Dec	Total
2023	19	21	17	14	15	12	15	18	18	21	15	25	210
2024	16	10	12	14	14	5							71

There are currently 71 fatal crashes through 6/12/2024; same time period in 2023 there were 92 fatal crashes.

Crash Data Source: Signal 4 Analytics. Map Created 8/16/2024. Fatal Crashes preliminary from 1/1/2024 through 6/12/2024.