



OCTOBER 23, 2024 | IN-PERSON | 9:30 AM

AAA, 9125 HENDERSON ROAD, TAMPA, FL

We need the participation and support of each agency and individual to meet our goal of reducing the number and severity of traffic crashes in Hillsborough County.

I. WELCOME AND INTRODUCTIONS

Approval of August 2024 Minutes

II. MEMBERSHIP REPORTS

Enforcement and Crash Statistics

- HCSO
- TPD
- DUI
- ELEE
- Other Police Departments

Health Agencies / Research

- AAA
- TGH
- Statewide Coalition Updates
- Teen Driver Safety

School Operations

- HCSO Crossing Guards
- HCPS

Engineering / Planning

- FDOT
- TPO
- Hillsborough County
- Tampa
- Plant City
- Temple Terrace

Community Organizations / University

- CUTR
- MADD
- Sidewalk Stompers
- Walk Bike Tampa
- Upcoming Outreach Events

III. PRESENTATIONS

Marijuana Legalization Risks and Costs Presentation– *Ellen Snelling, Tampa Alcohol Coalition*
HC Safe Streets for All (SS4A) Planning Grant– *Megan Tetro, Hillsborough County*

IV. ANNOUNCEMENTS / DISCUSSION ITEMS

V. ADJOURN

Please be advised that **ALL** local agencies intending to submit project applications for federal safety funding under the Highway Safety Improvement Program will be required to attend at least four CTST meetings per year and present the concept for each project at one CTST meeting prior to the application deadline of December. Project presentation arrangements should be made prior to the meeting by contacting Community Traffic Safety Team Program Manager, Eric Henry at (813) 975-6497 or Eric.Henry@dot.state.fl.us.

NEXT MEETING: DEC XX, 2024, 9:30 AM – VIRTUAL MEETING

Hillsborough County

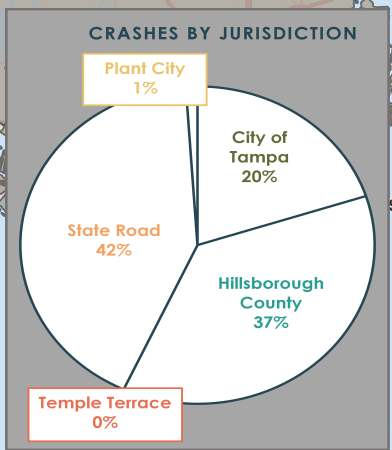
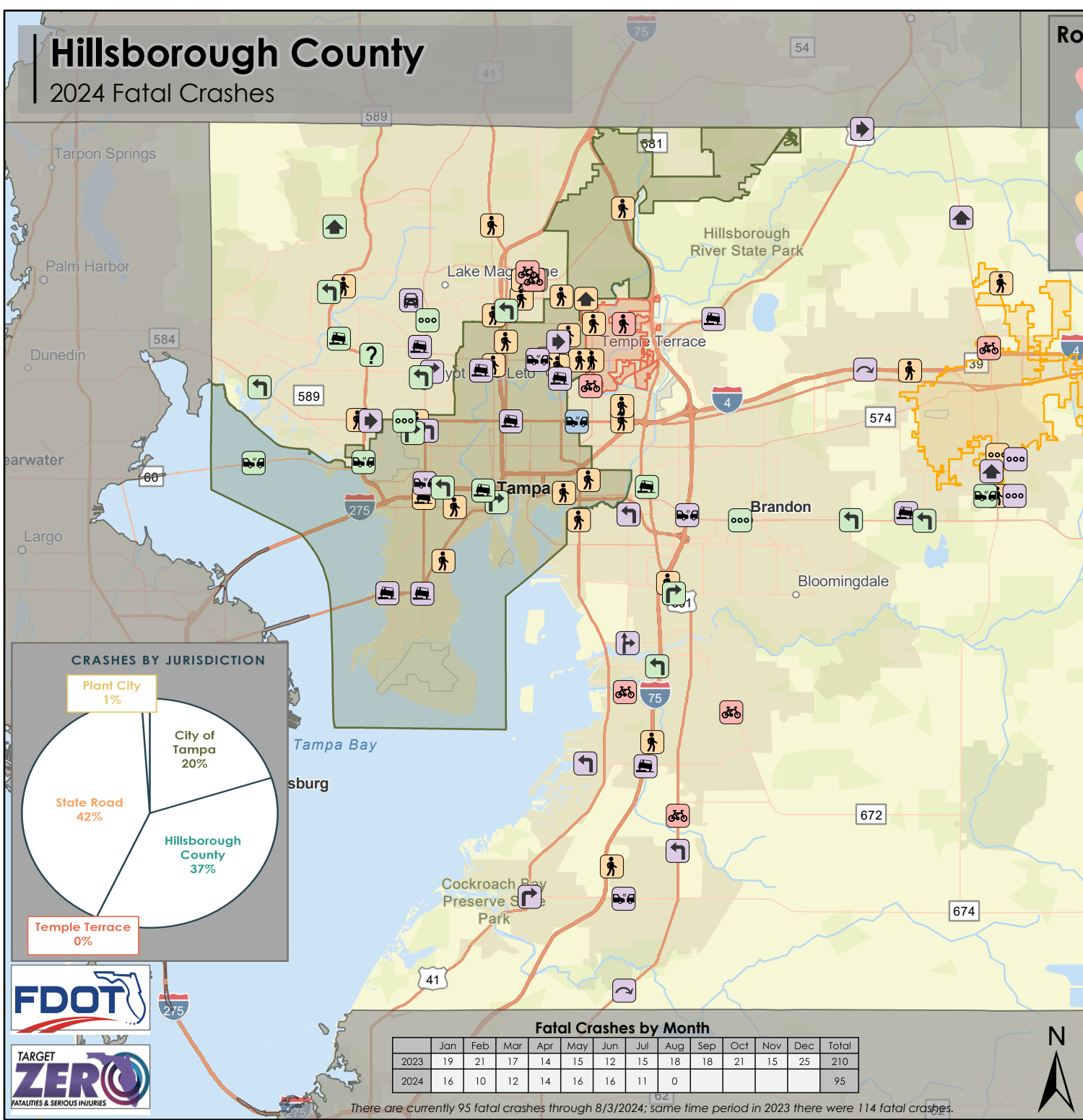
2024 Fatal Crashes

Road User

- Bicyclist
- Moped Operator
- Motorcyclist
- Pedestrian
- Vehicle Operator

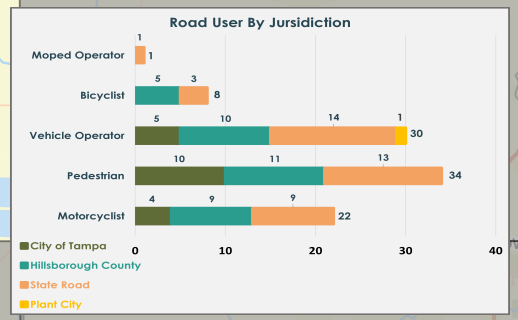
Crash Type

- Animal
- Backed Into
- Bicycle
- Head On
- Left Turn
- Run-off Road
- Other
- Parked Vehicle
- Pedestrian
- Rear End
- Right Angle
- Right/Through
- Rollover
- Sideswipe
- Single Vehicle
- Unknown



Crash Type

Crash Type	Number of Crashes	Percentage
Unknown	1	1.1%
Single Vehicle	1	1.1%
Rollover	2	2.1%
Sideswipe	3	3.1%
Head On	4	4.2%
Right Angle	5	5.2%
Bicycle	7	7.4%
Other	7	7.4%
Rear End	8	8.4%
Left Turn	12	12.6%
Run-off Road	13	13.7%
Pedestrian	32	33.7%
Total	95	100%



Fatal Crashes by Month

	Jan	Feb	Mar	Apr	May	Jun	Jul	Aug	Sep	Oct	Nov	Dec	Total
2023	19	21	17	14	15	12	15	18	18	21	15	25	210
2024	16	10	12	14	16	16	11	0					95

There are currently 95 fatal crashes through 8/3/2024; same time period in 2023 there were 114 fatal crashes.

Crash Data Source: Signal 4 Analytics. Map Created 10/10/2024. Fatal Crashes preliminary from 1/1/2024 through 8/3/2024.