



## DECEMBER 10, 2024 | VIRTUAL | 9:30 AM

We need the participation and support of each agency and individual to meet our goal of reducing the number and severity of traffic crashes in Hillsborough County.

### I. WELCOME AND INTRODUCTIONS

Approval of October 2024 Minutes

### II. MEMBERSHIP REPORTS

#### Enforcement and Crash Statistics

- HCSO
- TPD
- DUI
- ELEE
- Other Police Departments
- Crash Summary

#### Health Agencies / Research

- AAA
- TGH
- Statewide Coalition Updates
- Teen Driver Safety

#### School Operations

- HCSO Crossing Guards
- HCPS

#### Engineering / Planning

- FDOT
- HSIP
- TPO
- Hillsborough County
- Tampa
- Plant City
- Temple Terrace

#### Community Organizations / University

- CUTR
- MADD
- Sidewalk Stompers
- Walk Bike Tampa
- Upcoming Outreach Events

### III. PRESENTATIONS

Lori Palaio, JMT – MPS vs. PHB

Anthony Chaumont, JMT – FDOT Highway Safety Matrix

### IV. ANNOUNCEMENTS / DISCUSSION ITEMS

Stop the Bleed after the January In-Person Meeting

CTST Website Update

### V. ADJOURN

Please be advised that **ALL** local agencies intending to submit project applications for federal safety funding under the Highway Safety Improvement Program will be required to attend at least four CTST meetings per year and present the concept for each project at one CTST meeting prior to the application deadline of December. Project presentation arrangements should be made prior to the meeting by contacting Community Traffic Safety Team Program Manager, Eric Henry at (813) 975-6497 or [Eric.Henry@dot.state.fl.us](mailto:Eric.Henry@dot.state.fl.us).

**NEXT MEETING: JANUARY 22, 2024, 9:30 AM – IN-PERSON MEETING**

11201 MCKINLEY DRIVE, TAMPA, FL 33612

# Hillsborough County

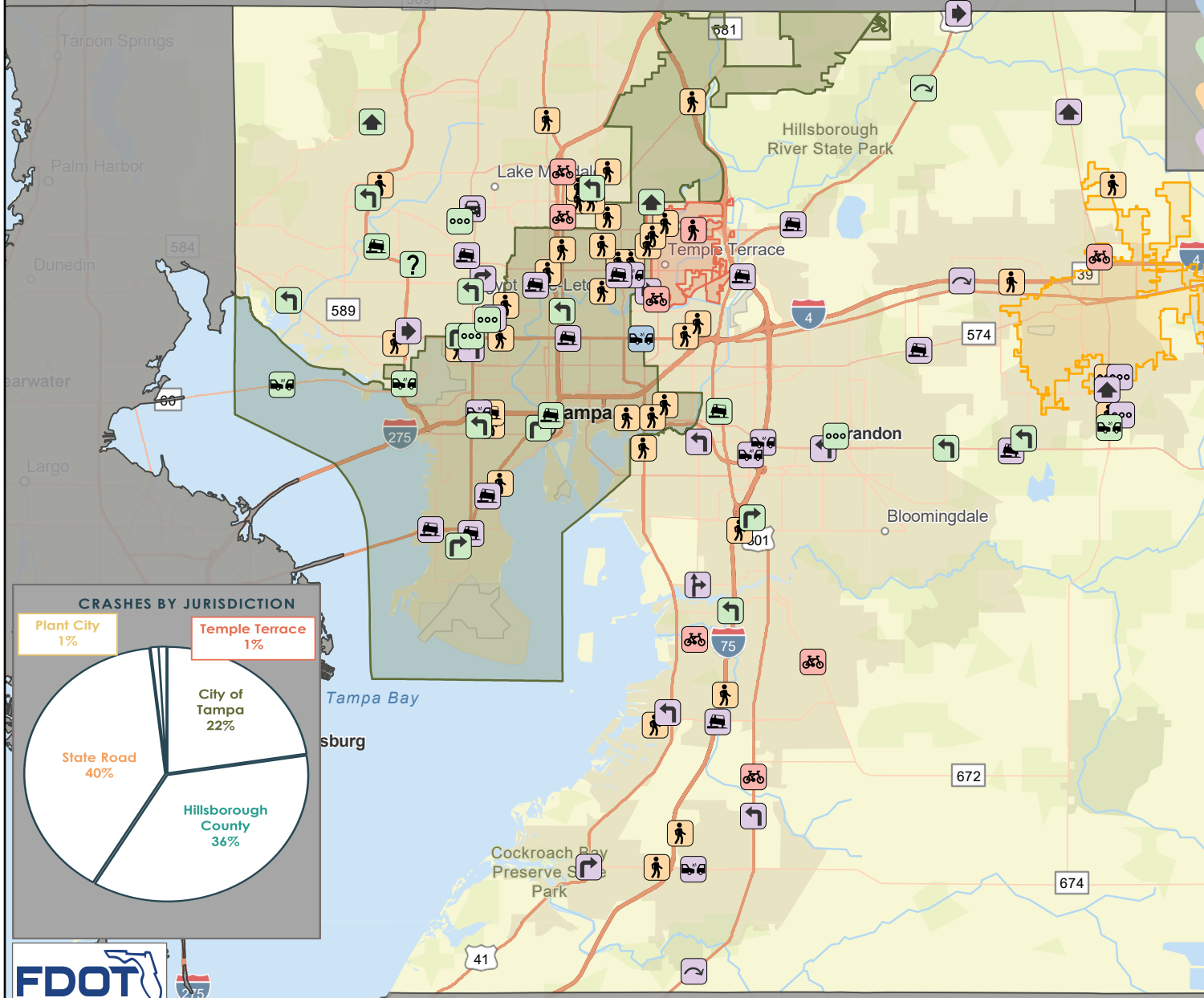
## 2024 Fatal Crashes

### Road User

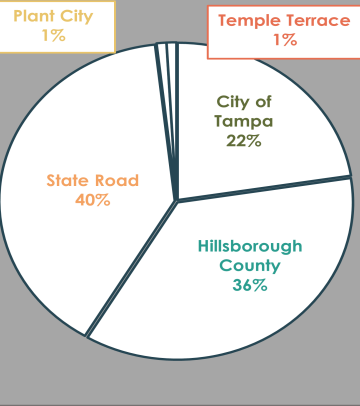
- Bicyclist
- Moped Operator
- Motorcyclist
- Pedestrian
- Vehicle Operator

### Crash Type

- Animal
- Backed Into
- Bicycle
- Head On
- Left Turn
- Run-off Road
- Other
- Parked Vehicle
- Pedestrian
- Rear End
- Right Angle
- Right/Through
- Rollover
- Sideswipe
- Single Vehicle
- Unknown



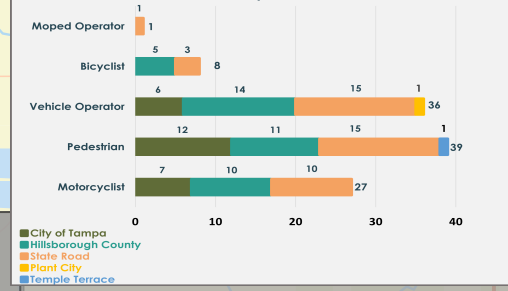
### CRASHES BY JURISDICTION



### Crash Type

Crash Type	Number of Crashes	Percentage
Unknown	1	0.9%
Single Vehicle	1	0.9%
Rollover	3	2.7%
Sideswipe	3	2.7%
Head On	4	3.6%
Right Angle	7	6.3%
Bicycle	7	6.3%
Other	8	7.2%
Rear End	9	8.1%
Left Turn	14	12.6%
Run-off Road	16	14.4%
Pedestrian	38	34.3%
<b>Total</b>	<b>111</b>	<b>100%</b>

### Road User By Jurisdiction



### Fatal Crashes by Month

	Jan	Feb	Mar	Apr	May	Jun	Jul	Aug	Sep	Oct	Nov	Dec	Total
2023	19	21	17	14	15	12	15	18	18	21	15	25	210
2024	16	10	12	14	16	16	11	10	6				111

There are currently 111 fatal crashes through 9/17/2024; same time period in 2023 there were 141 fatal crashes.



Crash Data Source: Signal 4 Analytics. Map Created 11/26/2024. Fatal Crashes preliminary from 1/1/2024 through 9/17/2024.