

Pasco County

2024 Fatal Crashes

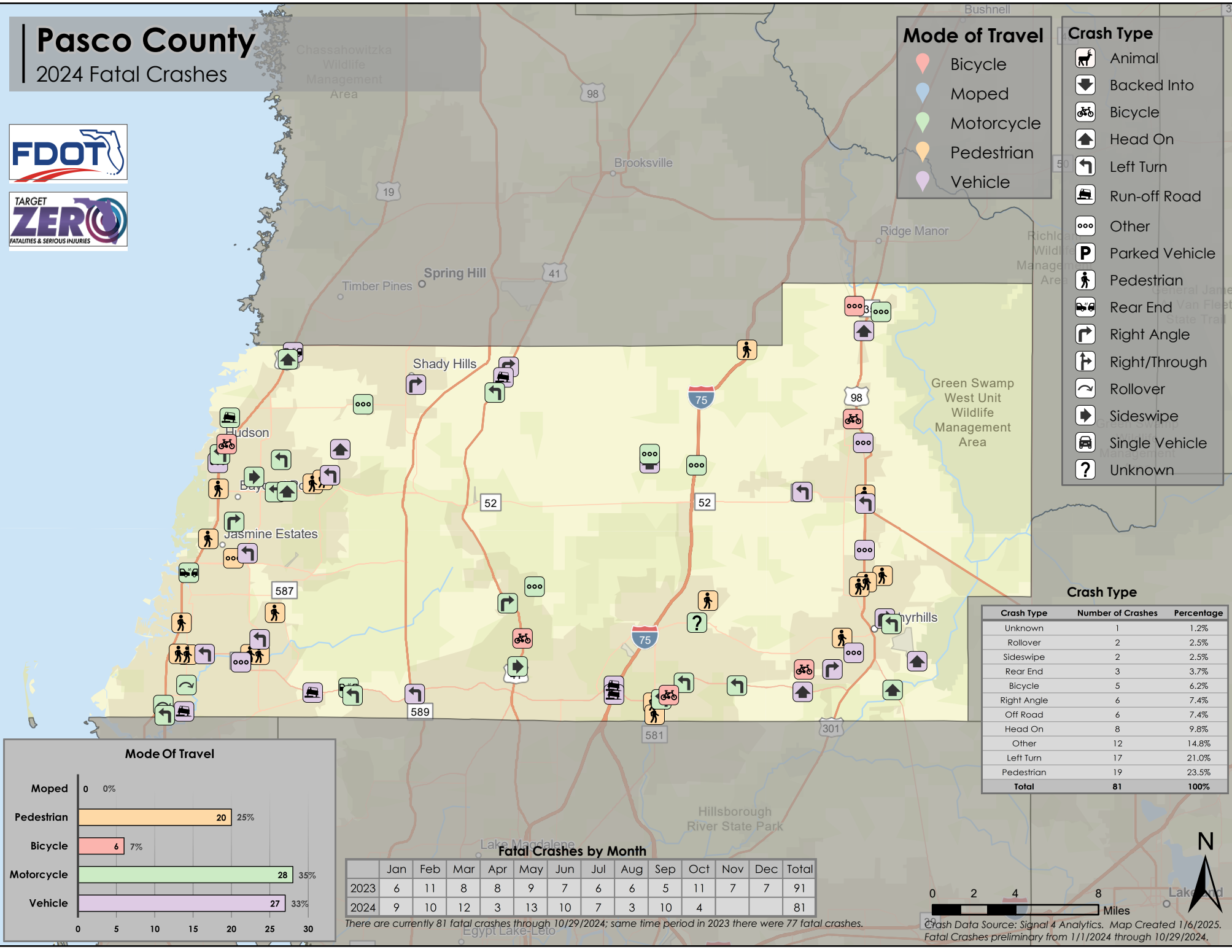


Mode of Travel

- Bicycle
- Moped
- Motorcycle
- Pedestrian
- Vehicle

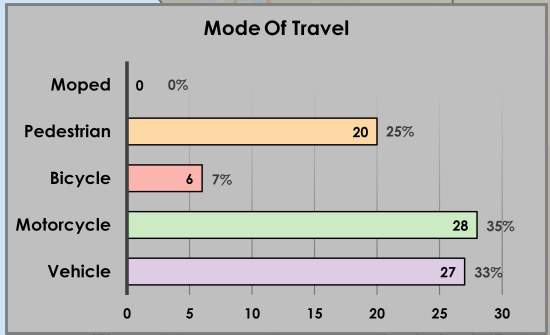
Crash Type

- Animal
- Backed Into
- Bicycle
- Head On
- Left Turn
- Run-off Road
- Other
- Parked Vehicle
- Pedestrian
- Rear End
- Right Angle
- Right/Through
- Rollover
- Sideswipe
- Single Vehicle
- Unknown



Crash Type

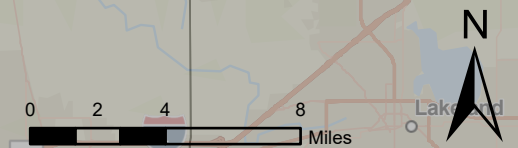
Crash Type	Number of Crashes	Percentage
Unknown	1	1.2%
Rollover	2	2.5%
Sideswipe	2	2.5%
Rear End	3	3.7%
Bicycle	5	6.2%
Right Angle	6	7.4%
Off Road	6	7.4%
Head On	8	9.8%
Other	12	14.8%
Left Turn	17	21.0%
Pedestrian	19	23.5%
Total	81	100%



Fatal Crashes by Month

	Jan	Feb	Mar	Apr	May	Jun	Jul	Aug	Sep	Oct	Nov	Dec	Total
2023	6	11	8	8	9	7	6	6	5	11	7	7	91
2024	9	10	12	3	13	10	7	3	10	4			81

There are currently 81 fatal crashes through 10/29/2024; same time period in 2023 there were 77 fatal crashes.



Crash Data Source: Signal 4 Analytics. Map Created 1/6/2025. Fatal Crashes preliminary from 1/1/2024 through 10/29/2024.