

Marty Sorrentino, Chair
Brian Goercke, Vice Chair

AGENDA

OCTOBER 1, 2025 | IN-PERSON | 3:00 PM

UT CAMPUS SAFETY TRAINING ROOM, 820 W. NORTH A STREET, TAMPA, FL

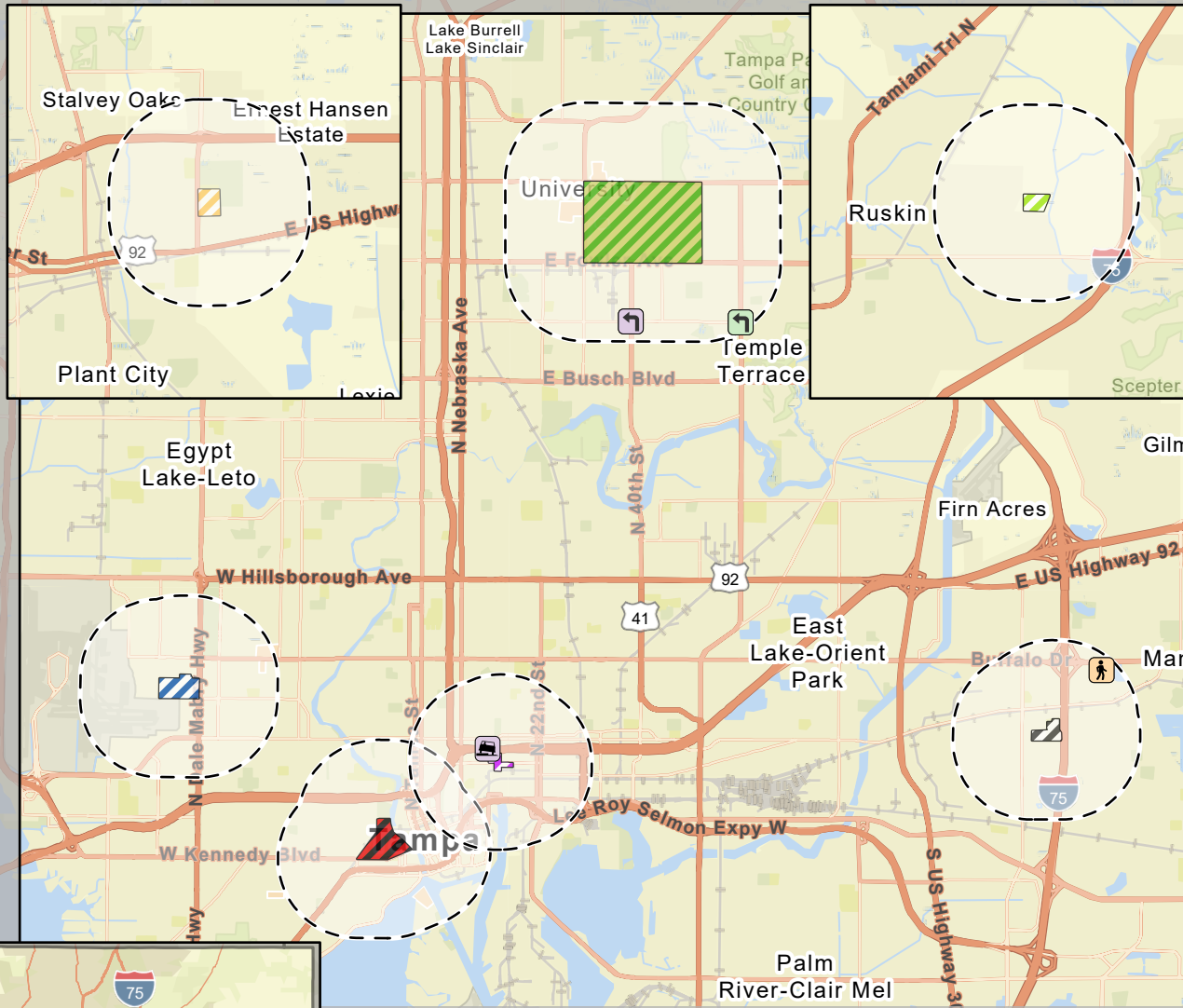
- I. **Welcome and Introductions**
 - Review and Approval of September 2025 Minutes
- II. **Business Updates – Problem Identification/Follow Up**
- III. **Calendar Updates/Activity Reports**
 - Law Enforcement Activity
 - Bicycle/Pedestrian Reports
- IV. **Fatal Crash Maps**
- V. **Open Forum | Announcements**
 - Lee Isham, TECO Energy – Crosswalk Lighting Optics

Please be advised that **ALL** local agencies intending to submit project applications for federal safety funding under the Highway Safety Improvement Program will be required to attend at least four CTST meetings per year and present the concept for each project at one CTST meeting prior to the application deadline of December. Project presentation arrangements should be made prior to the meeting by contacting Community Traffic Safety Team Program Manager, Eric Henry at (813) 975-6497 or Eric.Henry@dot.state.fl.us. Thank you!

NEXT MEETING: NOVEMBER 5, 2025 – VIRTUAL MEETING, 3:00 PM

Hillsborough County

2025 Fatal Crashes near College Campuses



Crash Type

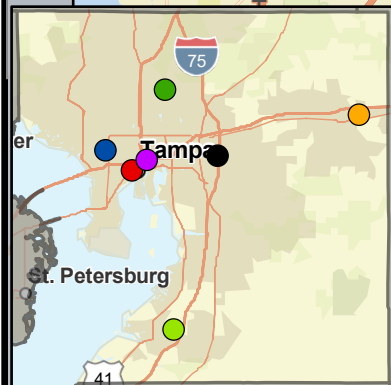
- Animal
- Backed Into
- Bicycle
- Head On
- Left Turn
- Run-off Road
- Other
- Parked Vehicle
- Pedestrian
- Rear End
- Right Angle
- Right/Through

Mode of Travel

- Bicycle
- Moped
- Motorcycle
- Pedestrian
- Vehicle

Crash Type Legend

- University of South Florida
- University of Tampa
- Hillsborough Community College - Brandon Campus
- Hillsborough Community College - Dale Mabry Campus
- Hillsborough Community College - Plant City Campus
- Hillsborough Community College - Southshore Campus
- Hillsborough Community College - Ybor City Campus
- College Campus - 1 Mile Buffer




| College Campus | Fatal Crashes |
|--|---------------|
| University of South Florida | 2 |
| University of Tampa | 0 |
| Hillsborough Community College - Brandon Campus | 1 |
| Hillsborough Community College - Dale Mabry Campus | 0 |
| Hillsborough Community College - Plant City Campus | 0 |
| Hillsborough Community College - Southshore Campus | 0 |
| Hillsborough Community College - Ybor City Campus | 1 |
| Total | 4 |

Fatal crashes are those that occurred within a 1 mile proximity to a college campus.

Fatal Crashes by Month

| | Jan | Feb | Mar | Apr | May | Jun | Jul | Aug | Sep | Oct | Nov | Dec | Total |
|------|-----|-----|-----|-----|-----|-----|-----|-----|-----|-----|-----|-----|-------|
| 2024 | 1 | 4 | 2 | 2 | 0 | 3 | 2 | 1 | 2 | 3 | 0 | 3 | 23 |
| 2025 | 2 | 0 | 1 | 1 | 0 | 0 | 0 | | | | | | 4 |

There are currently 4 fatal crashes through 7/16/25; same time period in 2024 there were 13 fatal crashes.



Crash Data Source: Signal 4 Analytics. Map Created 9/22/2025.
Fatal Crashes preliminary from 1/1/2025 through 7/16/2025.