





Citrus County

2025 Fatal Crashes

Mode of Travel

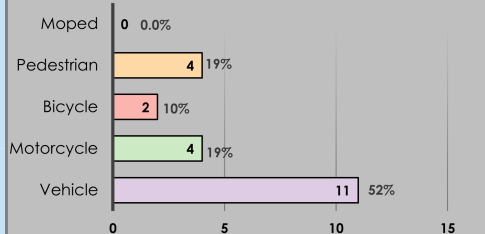
-  Bicycle
-  Moped
-  Motorcycle
-  Pedestrian
-  Vehicle

Crash Type

-  Animal
-  Backed Into
-  Bicycle
-  Head On
-  Left Turn
-  Run-off Road
-  Other
-  Parked Vehicle
-  Pedestrian
-  Rear End
-  Right Angle
-  Right/Through
-  Rollover
-  Sideswipe
-  Single Vehicle
-  Unknown



Mode Of Travel



Crash Type	Number of Crashes	Percentage
Head On	1	4.8%
Rollover	1	4.8%
Sideswipe	1	4.8%
Bicycle	2	9.5%
Rear End	2	9.5%
Other	3	14.3%
Off Road	3	14.3%
Left Turn	4	19.0%
Pedestrian	4	19.0%
Total	21	100%

Fatal Crashes by Month

	Jan	Feb	Mar	Apr	May	Jun	Jul	Aug	Sep	Oct	Nov	Dec	Total
2024	1	7	3	1	1	6	1	1	1	5	2	2	31
2025	1	5	4	3	2	3	0	2	0	1			21

There are currently 21 fatal crashes through 10/22/2025; same time period in 2024 there were 26 fatal crashes.



Crash Data Source: Signal 4 Analytics. Map Created 1/3/2026
Fatal Crashes preliminary from 1/1/2025 through 10/22/2025