



APRIL 22, 2026 | VIRTUAL | 9:30 AM

We need the participation and support of each agency and individual to meet our goal of reducing the number and severity of traffic crashes in Hillsborough County.

I. WELCOME AND INTRODUCTIONS - Approval of March 2026 Minutes

II. MEMBERSHIP REPORTS

Crash Statistics and Enforcement

- Crash Summary
- ELEE
- Law Enforcement Agencies

Engineering / Planning

- City of Tampa
- FDOT
- Hillsborough County/Tracking
- HSIP
- Plant City
- Temple Terrace
- TPO / Vision Zero

Health Agencies / Safety Groups

- AAA
- Statewide Coalition Updates
- Teen Driver Safety
- TGH

School Operations

- HCPS Transportation
- HCSO Crossing Guards

University / Community Organizations

- CUTR
- MADD
- Sidewalk Stompers
- Walk Bike Tampa

III. FOLLOW-UP ITEMS - See items from March meeting minutes

IV. PRESENTATIONS

V. ANNOUNCEMENTS

VI. ACTION ITEMS (procedural items for committee vote)

VII. ADJOURN

Please be advised that **ALL** local agencies intending to submit project applications for federal safety funding under the Highway Safety Improvement Program will be required to attend at least four CTST meetings per year and present the concept for each project at one CTST meeting prior to the application deadline of December. Project presentation arrangements should be made prior to the meeting by contacting Community Traffic Safety Team Program Manager, Eric Henry at (813) 975-6497 or Eric.Henry@dot.state.fl.us.

NEXT MEETING: MAY 27, 2026, 9:30 AM - VIRTUAL MEETING

Hillsborough County

2026 Fatal Crashes

Jurisdiction

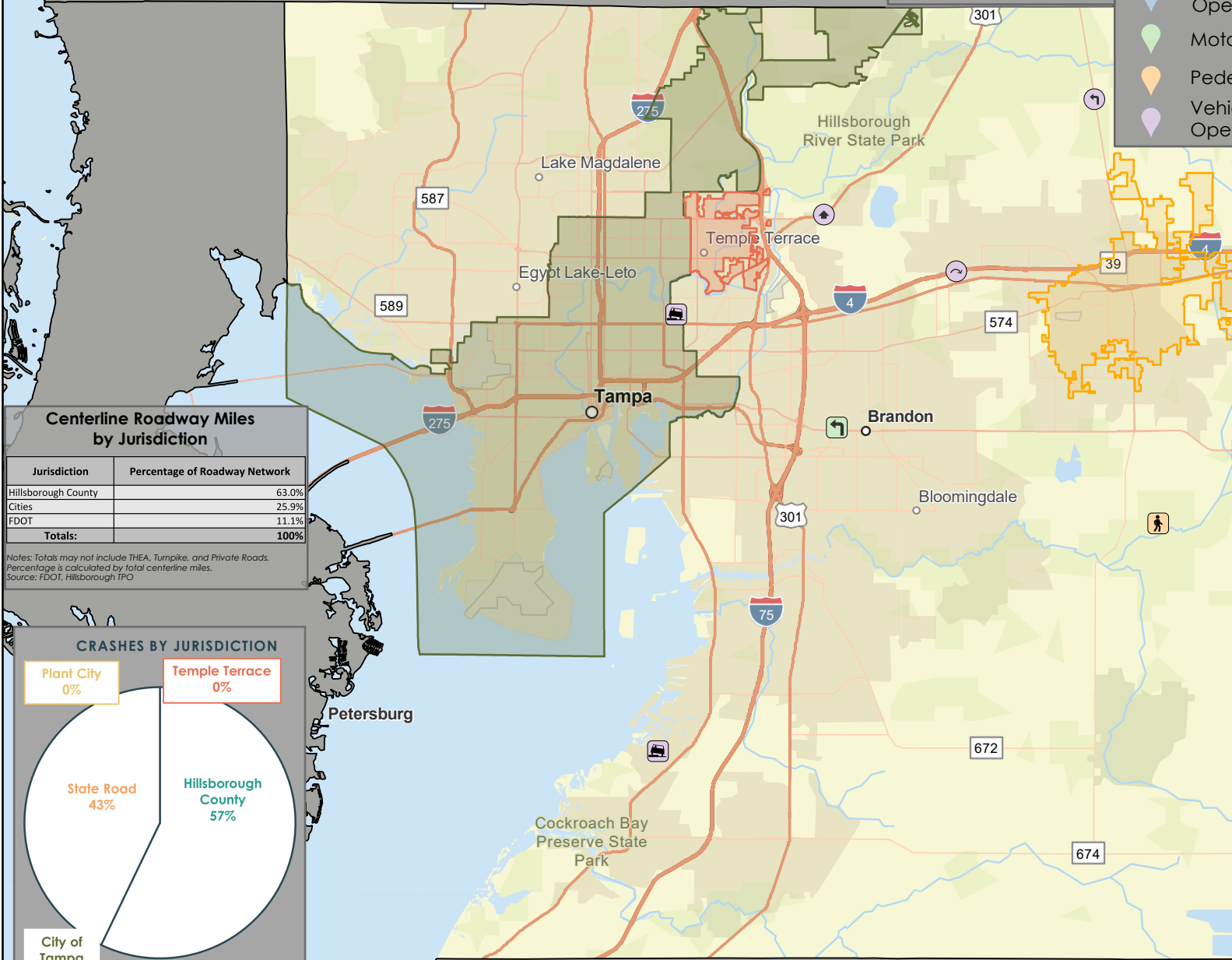
- SHS
- Non-SHS

Road User

- 🚲 Bicyclist
- 🚲 Moped Operator
- 🏍️ Motorcyclist
- 🚶 Pedestrian
- 🚗 Vehicle Operator

Crash Type

- 🐾 Animal
- 📉 Backed Into
- 🚲 Bicycle
- 🚗 Head On
- 🔙 Left Turn
- 🚗 Run-off Road
- 🚗 Other
- 🅅 Parked Vehicle
- 🚶 Pedestrian
- 🚗 Rear End
- 🔙 Right Angle
- 🔙 Right/Through
- 🔄 Rollover
- 🚗 Sideswipe
- 🚗 Single Vehicle
- ❓ Unknown

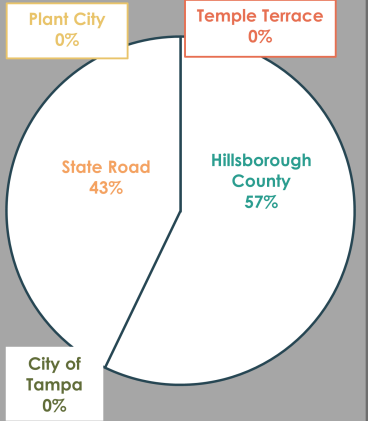


Centerline Roadway Miles by Jurisdiction

Jurisdiction	Percentage of Roadway Network
Hillsborough County	63.0%
Cities	25.9%
FDOT	11.1%
Totals:	100%

Notes: Totals may not include THEA, Turnpike, and Private Roads. Percentage is calculated by total centerline miles. Source: FDOT, Hillsborough TPO

CRASHES BY JURISDICTION



Fatal Crashes by Month


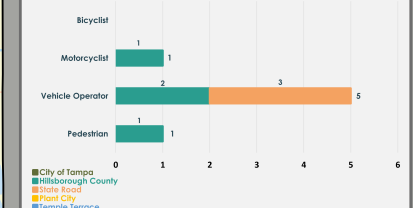
	Jan	Feb	Mar	Apr	May	Jun	Jul	Aug	Sep	Oct	Nov	Dec	Total
2025	10	10	25	17	13	7	8	7	12	18	16	18	161
2026	6	1											7

There are currently 7 fatal crashes through 2/5/2026; same time period in 2025 there were 12 fatal crashes.

Crash Type

Crash Type	Number of Crashes	Percentage
Rollover	1	14.3%
Pedestrian	1	14.3%
Head On	1	14.3%
Off Road	2	28.55%
Left Turn	2	28.55%
Grand Total	7	100%

Road User by Jurisdiction Crashes

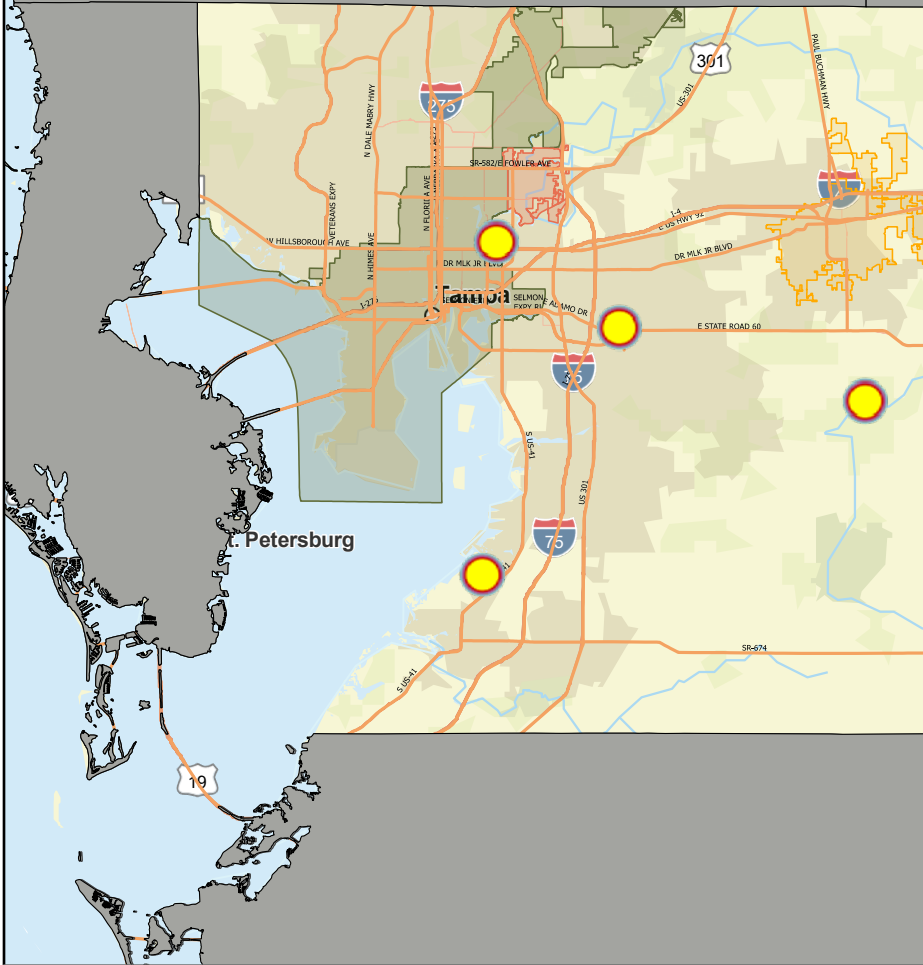


Crash Data Source: Signal 4 Analytics. Map Created 4/13/2026. Fatal Crashes preliminary from 1/1/2026 through 2/5/2026.

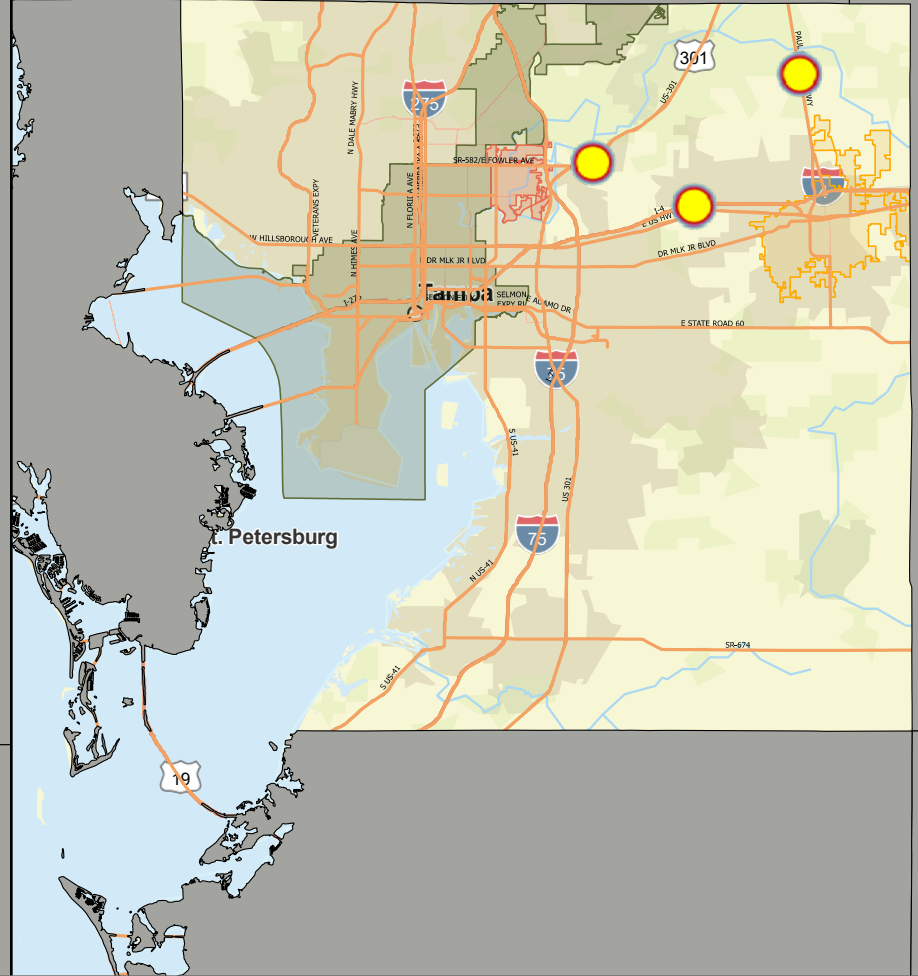
Hillsborough County

2026 Fatal Crashes

Non-SHS Crashes



SHS Crashes



Fatal Crashes by Month

	Jan	Feb	Mar	Apr	May	Jun	Jul	Aug	Sep	Oct	Nov	Dec	Total
2025	10	10	25	17	13	7	8	7	12	18	16	18	161
2026	6	1											7

There are currently 7 fatal crashes through 2/5/2026; same time period in 2025 there were 12 fatal crashes.



Crash Data Source: Signal 4 Analytics. Map Created 4/13/2026. Fatal Crashes preliminary from 1/1/2026 through 2/5/2026.