

# Hillsborough County

## 2026 Fatal Crashes

This document is available in alternative accessible formats upon request. If you require this information in an accessible format due to a disability, please contact eric.henry@dot.state.fl.us or (813) 975-6497. Requests will be fulfilled in a timely manner.

### Jurisdiction

- SHS
- Non-SHS

### Mode of Travel

- Bicycle
- Moped
- Motorcycle
- Pedestrian
- Vehicle

### Crash Type

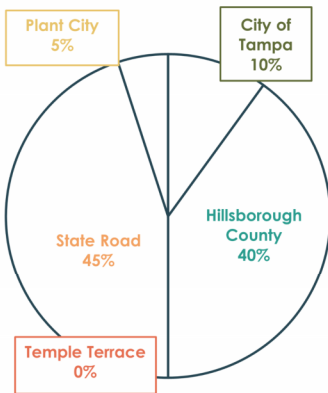
- Animal
- Backed Into
- Bicycle
- Head On
- Left Turn
- Run-off Road
- Other
- Parked Vehicle
- Pedestrian
- Rear End
- Right Angle
- Right/Through
- Rollover
- Sideswipe
- Single Vehicle
- Unknown

### Centerline Roadway Miles by Jurisdiction

Jurisdiction	Percentage of Roadway Network
Hillsborough County	63.0%
Cities	25.9%
FDOT	11.1%
<b>Totals:</b>	<b>100%</b>

Notes: Totals may not include THEA, Turnpike, and Private Roads. Percentage is calculated by total centerline miles. Source: FDOT, Hillsborough TPO

### CRASHES BY JURISDICTION




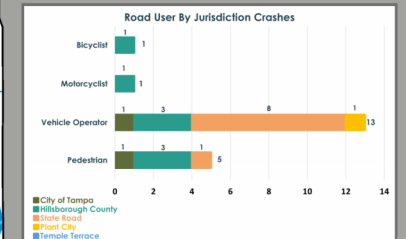
### Fatal Crashes by Month

	Jan	Feb	Mar	Apr	May	Jun	Jul	Aug	Sep	Oct	Nov	Dec	Total
2025	10	10	25	17	13	7	8	7	12	18	16	18	161
2026	6	9	5										20

There are currently 20 fatal crashes through 3/16/2026; same time period in 2025 there were 36 fatal crashes.

### Crash Type

Crash Type	Number of Crashes	Percentage
Head On	1	5.0%
Rollover	1	5.0%
Bicycle	1	5.0%
Sideswipe	1	5.0%
Left Turn	2	10.0%
Rear End	2	10.0%
Off Road	3	15.0%
Other	4	20.0%
Pedestrian	5	25.0%
<b>Grand Total</b>	<b>20</b>	<b>100%</b>



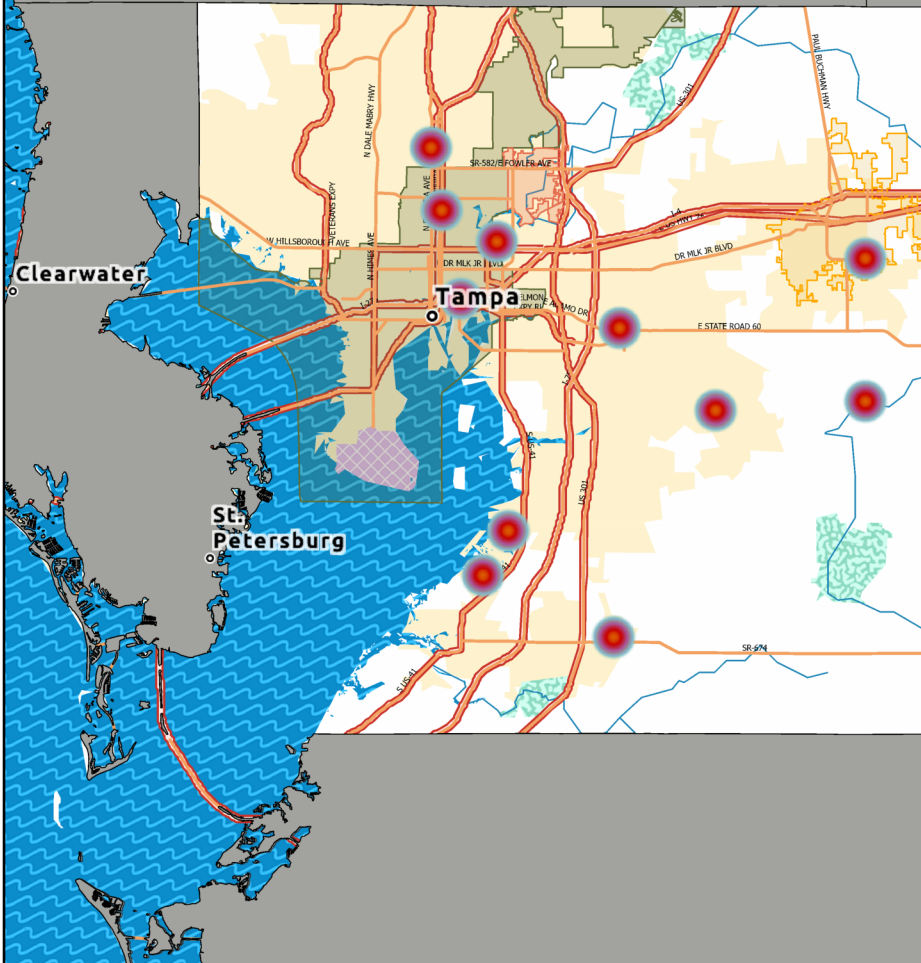
Crash Data Source: Signal 4 Analytics. Map Created 5/19/2026. Fatal Crashes preliminary from 1/1/2026 through 3/16/2026.

# Hillsborough County

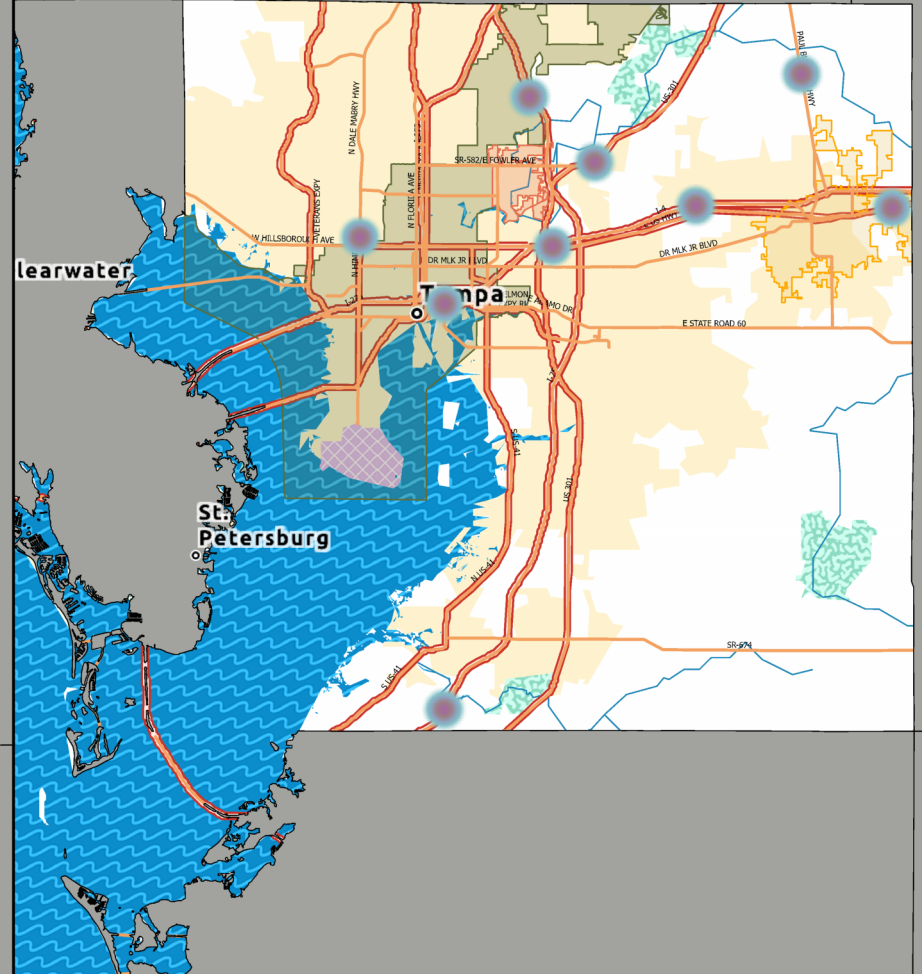
## 2026 Fatal Crashes

This document is available in alternative accessible formats upon request. If you require this information in an accessible format due to a disability, please contact eric.henry@dot.state.fl.us or (813) 975-6497. Requests will be fulfilled in a timely manner.

### Non-SHS Crashes



### SHS Crashes



### Fatal Crashes by Month

	Jan	Feb	Mar	Apr	May	Jun	Jul	Aug	Sep	Oct	Nov	Dec	Total
2025	10	10	25	17	13	7	8	7	12	18	16	18	161
2026	6	9	5										20

There are currently 20 fatal crashes through 3/16/2026; same time period in 2025 there were 36 fatal crashes.



Crash Data Source: Signal 4 Analytics. Map Created 5/19/2026.  
Fatal Crashes preliminary from 1/1/2026 through 3/16/2026.